



MALLORCA 2014 MARCH 29 TO APRIL 5

Classes: 470 RS:X 49er 49erFX N₁₇ 2.4

Organizers: Club Nautico de Mallorca RCNP CN A Real Federación Española de Vela FEDERACION BALEAR DE VELA

Collaborators: Port de Mallorca, Govern de les Illes Balears, Ajuntament de Palma, Ajuntament de Lloret de Mar, FEDOF, MARET, TRANSPORTS MARITIMS, HA, Oficina Municipal de Turisme


Aviso Notice

| Fecha Date | Hora Time | Número Number |
|---------------|--------------|------------------|
| 1 4 2014 | 23 00 | 15 |

| De From | A To |
|------------------------|-----------------|
| Principal Race Officer | All competitors |

Notice to Competitors

Swiss Timing Sailing Tracking Mounting Manual Laser, Laser Radial, RS:X, 470, 49er, 49FX, Finn, Nacra 17



Equipment 2 pieces

1. Socket plate
Used for mounting the Module.
This plate will stay on your boat for the entire duration of the regatta.
This is the piece that identifies you and your boat.
The number should be outside and readable when mounted correctly.
2. Swiss Timing Tracking Module
Must be securely clicked on to your Socket.
Collected every day before races start in exchange for your (and your crew's) accreditation.
Return to same location as soon as possible after returning to shore and collected your accreditation/s.
This is the piece that calculates your position and transmits the data to the receiving station.



MALLORCA 2014 MARCH 29 TO APRIL 5

Classes: 470 RS:X 49er 49erFX N17 2.4

Organizers:



Collaborators:




Socket Information

2 way to mount this on your boat:


1. Using Velcro Tape and a safety line.
2. Using cable ties.

Please mount your socket so that the number is on the outside and readable.



Swiss Timing Tracking Module Information

Start sliding from half way along the Socket as shown in picture 2. Slide module onto Socket and make sure you hear the click. The 'click' means the Module is locked to the Socket.





Laser & Laser Radial

Place: On the mast just below the height of the boom.

Mounting material: Two cable ties.
Antenna pointing up.



Please mount your socket so that the number is on the outside and readable.



470 M & W

Place : of transom bar, above rudder.

Mounting material : Two cable ties.
Antenna to the starboard side.



Please mount your socket so that the number is on the outside and readable.



MALLORCA 2014 MARCH 29 TO APRIL 5

Classes: 470  RS:X  49er  49erFX  N17   2.4 

Organizers:



Collaborators:




Finn

Place: On the foredeck. Just before mast and after the hatch.

Mounting material: Velcro tape and safety line.
Antenna to the bow of the boat.
Ensure you have the safety line attached!

It is acceptable to remove the module from the socket when being towed; don't forget to secure the module when you reach the race Area.

Please mount your socket so that the number is on the outside and readable.



49er and 49erFX

Place: On top the top side of the boom as pictured (must be clear of vang bar).

Mounting material: 2 cable ties.
Antenna to the stern of the boat.

Please mount your socket so that the number is on the outside and readable.



MALLORCA 2014 MARCH 29 TO APRIL 5


Classes: 470 RS:X 49er 49erFX N₁₇ 2.4



Nacra 17

Place: On underside of the boom as pictured (must be clear of vang).
 Mounting material: 2 cable ties.
 Antenna to the bow of the boat.

Please mount your socket so that the number is on the outside and readable.




RSX Men & Women

Place: inside the sail pocket.

Mounting material: Socket will have a rope. This rope is to be securely attached to the loop inside the sail pocket.
 Antenna pointing down.

Keep the socket clear of the batten.





MALLORCA 2014 MARCH 29 TO APRIL 5

Classes: 470 RS:X 49er 49erFX N₁₇ 2.4



Nombre
Name

Firma

Signature

Nino Shmueli/ Francisco Gil - PRO

